

# Toby the Spaniel's 2019




## Dog Instruction Manual Calendar

Covering all standard and modified versions currently in production



Fully revised  
~~Revised~~ updated  
for 2019  
by Toby & Simon



With very best  
wishes for 2019  
from

Toby



# January

## Section 1 – Important Information



Please read the following instructions carefully

Congratulations on the purchase of your dog. Your dog is a quality product and should give you many years of reliable service. This manual provides information on the safe operation and maintenance of your dog. Please follow the instructions in this manual with care. Incorrect maintenance and operation can result in damage to your immediate environment and expensive repairs to your dog.




Your dog is supplied ready-assembled. Do not attempt to modify your dog in any way – this will invalidate your warranty.



Your dog is designed for domestic use only. For industrial applications, we recommend the separate purchase of a heavy-duty dog sold under the 'Wolf' brand label. Please note, 'Wolf' is not compatible with domestic operation (see anecdotal evidence of Little Red Riding Hood, Three Little Pigs etc.)



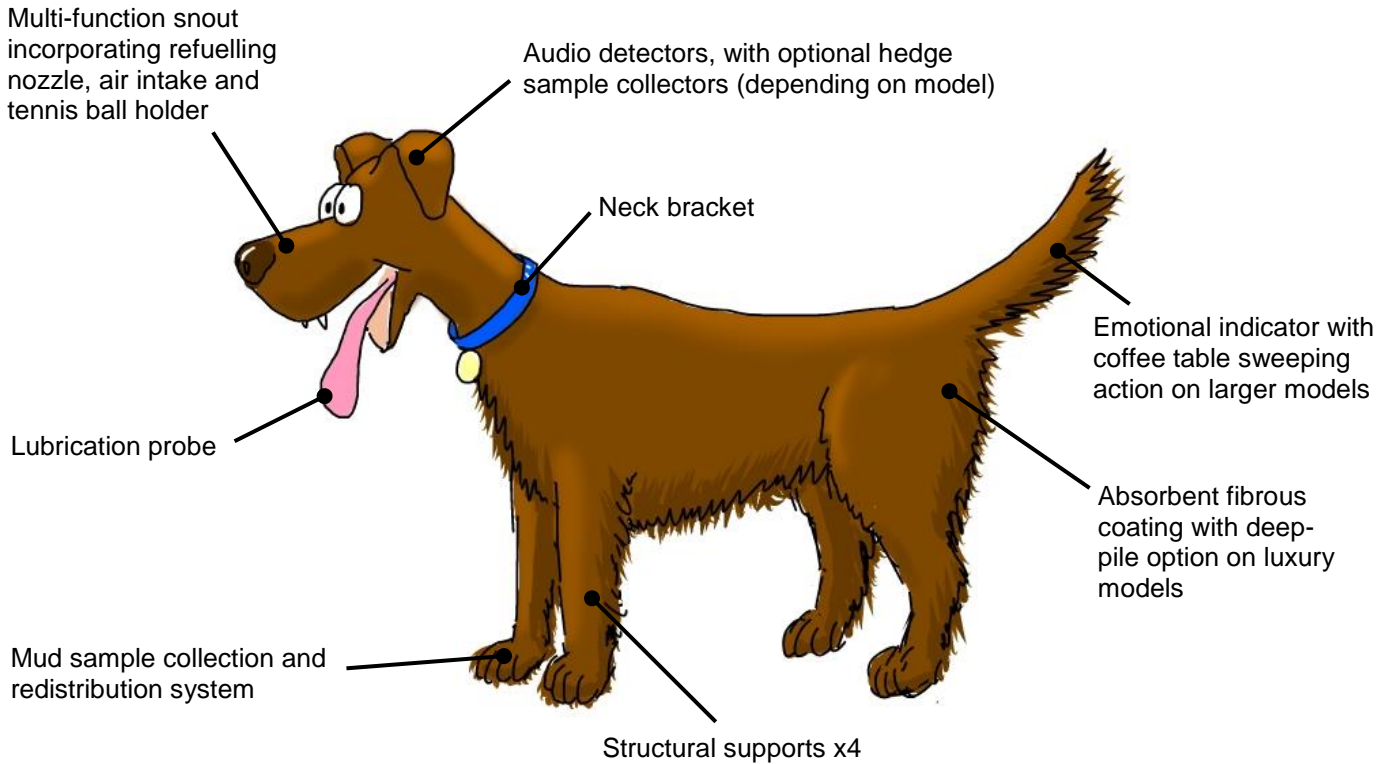
Some leakage may occur during the first few weeks of operation. This is normal, and should not be viewed as a fault. Gaskets should seal correctly once your dog is adequately run in.

Sunday	Monday	Tuesday	Wednesday	Thursday	Friday	Saturday
		1 New Year's Day UK Bank Holiday	2	3	4	5
6	7	8	9	10	11	12
13	14	15	16	17	18	19
20	21 Full moon 	22	23	24	25	26
27	28	29	30	31		

# February

## Section 2 - Features of Your Dog (Hardware)

Figure 1 illustrates the key features of your dog. Please note, due to model variations and a programme of continuous improvement, not all features are available across all models.




**Figure 1 – Dog Hardware**

Sunday	Monday	Tuesday	Wednesday	Thursday	Friday	Saturday
					1	2
3	4	5	6	7	8	9
10	11	12	13	14	15	16
17	18	19 Full moon 	20	21	22	23
24	25	26	27	28		

# March

## Section 3 - Software

Your dog is supplied with pre-installed software which is generally reliable. Known faults include selectively limited memory and the potential for the single processor (located between the ears) to freeze when the dog is exposed to food.



Programming your dog – Programming is most effective when your dog is new. Reprogramming of a well-used model can be problematic, especially if the auto-learn function has been set to 'on' for several years. The most important reprogramming command is the emergency stop function known as 'NO!' Dogs not equipped with the 'NO!' function will default to the 'Go-on-then' response, which can be dangerous, leading to mis-fuelling or worse.

New, advanced brain-scanning technology reveals the amazing complexity of dog thinking



Sunday	Monday	Tuesday	Wednesday	Thursday	Friday	Saturday
					1	2
3	4	5	6	7	8	9
10	11	12	13	14	15	16
17	18	19	20	21 Full moon	22	23
24	25	26	27	28	29	30



→ Mothering Sunday

→ British Summertime begins

# April

## Section 4 - Operational Modes and Quick Set-up Guide


When first activated, your dog will auto-tune to its environment. During this initial set-up phase, it will perform key activities, such as locating holes in fences, watering plants and destroying surplus slippers. Once set-up is complete, it will revert to one of the four key settings listed below.

**OFF:** When set to 'Off', your dog will become less stiff, will significantly increase in weight, and may be difficult to move. This setting should be used for over-night storage. The 'Off' setting allows the body supports to be folded and the dog moulded to the shape of the storage area.

**STANDBY:** Not to be confused with the 'Off' setting, the standby mode allows the main sensors to remain fully operational. Food spillage or the arrival of visitors can result in an instantaneous change to the 'maximum' setting.

**MAXIMUM:** Your dog may be run at the maximum setting for short periods of time but this setting must never be used in a restricted space as this can cause damage to furniture, carpets or visitors.

**FOOD-INDUCED TRANCE:** This setting is particularly useful when performing minor maintenance operations, such as surface cleaning or paw inspections, since the internal processor is fully focussed on the food and has no further capacity to react to external stimuli.






Sunday	Monday	Tuesday	Wednesday	Thursday	Friday	Saturday
	1	2	3	4	5	6
7	8	9	10	11	12	13
14 Palm Sunday	15	16	17	18	19 Full moon Good Friday UK Bank Holiday	20
21 Easter Sunday	22 UK Bank Holiday	23	24	25	26	27
28	29	30				



## Section 5 - Basic Control

Your dog has inbuilt voice recognition software which enables it to identify and ignore a wide range of commands. However, it is recommended that your dog is initially operated via the Linked Energy-Averaging Device (or 'LEAD' for short). This neck-bracket and cable system enables dogs and owners to travel at roughly the same speed and in a similar direction. Correct attachment of the neck bracket is important for optimum performance.



Sunday	Monday	Tuesday	Wednesday	Thursday	Friday	Saturday
			1	2	3	4
5	6 UK Bank Holiday	7	8	9	10	11
12	13	14	15	16	17	18 Full moon 
19	20	21	22	23	24	25
26	27 UK Bank Holiday	28	29	30	31	

# June


## Section 6 - Refuelling,

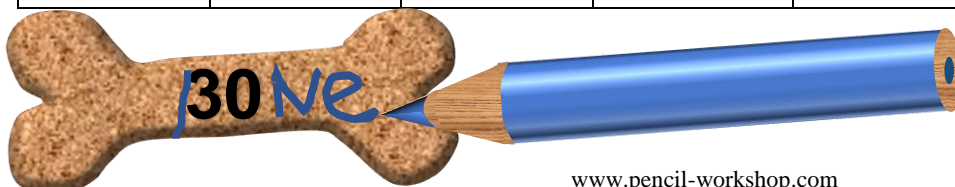
Your dog is equipped with its own dedicated filling nozzle, and is capable of autonomous refuelling. It is, however, recommended that all refuelling operations are closely monitored to ensure that a suitable quality and quantity of fuel is loaded. Important: keep hands and feet away from teeth when refuelling is in operation.



Self-selection of excessive amounts of low-grade fuel can cause disruption to the internal workings of your dog. Evidence of misfuelling includes an empty compost bin, unusual internal noises and excessive exhaust emissions. Most misfuelling incidents will self-rectify. Persistent misfuelling may require specialist attention at your local service centre.



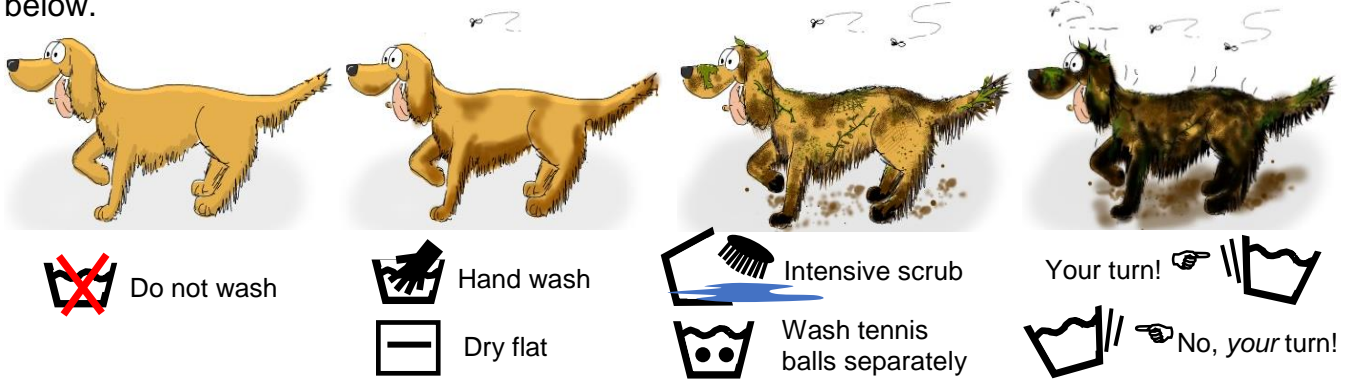
Sunday	Monday	Tuesday	Wednesday	Thursday	Friday	Saturday
						1
2	3	4	5	6	7	8 Extra biscuit day
9	10	11	12	13	14	15
16	17 Full moon 	18	19	20	21	22
23	24 Midsummer Day	25	26	27	28	29



# July

## Section 7 - Cleaning and Exterior Maintenance

Your dog is covered with a wear-resistant, loosely compacted, fibrous material. This coating will absorb water and organic matter, and can cause your dog to increase in mass during long walks. Cleaning of your dog should be undertaken in proportion to the contamination scale below.




After washing, rinse thoroughly. Once your dog is fully saturated, the 'auto-spin' function will activate. This will transfer excess water to adjacent surfaces. Do not activate the auto-spin mode in a confined space, or when the dog is still contaminated.



Important notice: Should it become necessary to trim the exterior fibres of your dog, it is recommended that specialist advice is sought.



Sunday	Monday	Tuesday	Wednesday	Thursday	Friday	Saturday
	1	2	3	4	5	6
7	8	9	10	11	12	13
14	15	16 Full moon 	17	18	19	20
21	22	23	24	25	26	27
28	29	30	31			




# August

## Section 8 - Servicing

With the exception of refuelling and regular lubrication, your dog requires minimal maintenance. There are no user-serviceable parts inside your dog.

Should it become necessary to make internal adjustments, it is recommended that you book an appointment with your local service centre. The recommended service interval is every 12 months, or 5000 meals, whichever comes first.



For optimum performance your dog should be regularly lubricated. This is normally achieved through the automatic lubrication system via the extendable probe from the refuelling nozzle. Recommended lubricant is water. Avoid lubricants high in caffeine, alcohol or other stimulants – these may result in dangerous surges in performance which could damage your dog, or your domestic environment.



Sunday	Monday	Tuesday	Wednesday	Thursday	Friday	Saturday
				1	2	3
4	5	6	7	8	9	10
11	12	13	14	15 Full moon 	16	17
18	19	20	21	22	23	24
25	26 UK Bank Holiday	27	28	29	30	31

# September

## Section 9 – Walking Accessories

For maximum performance and safety in adverse walking conditions, it is recommended that you fit your dog with appropriate protective equipment. Key accessories are listed below.



Standard dog - suitable for general purpose walking.




Dog equipped with 'Plac-o-mac' hydrophobic fur protector, for wet weather walking.



Dog protected from a cold environment by a Temperatronic 'Thermo-fleece'.



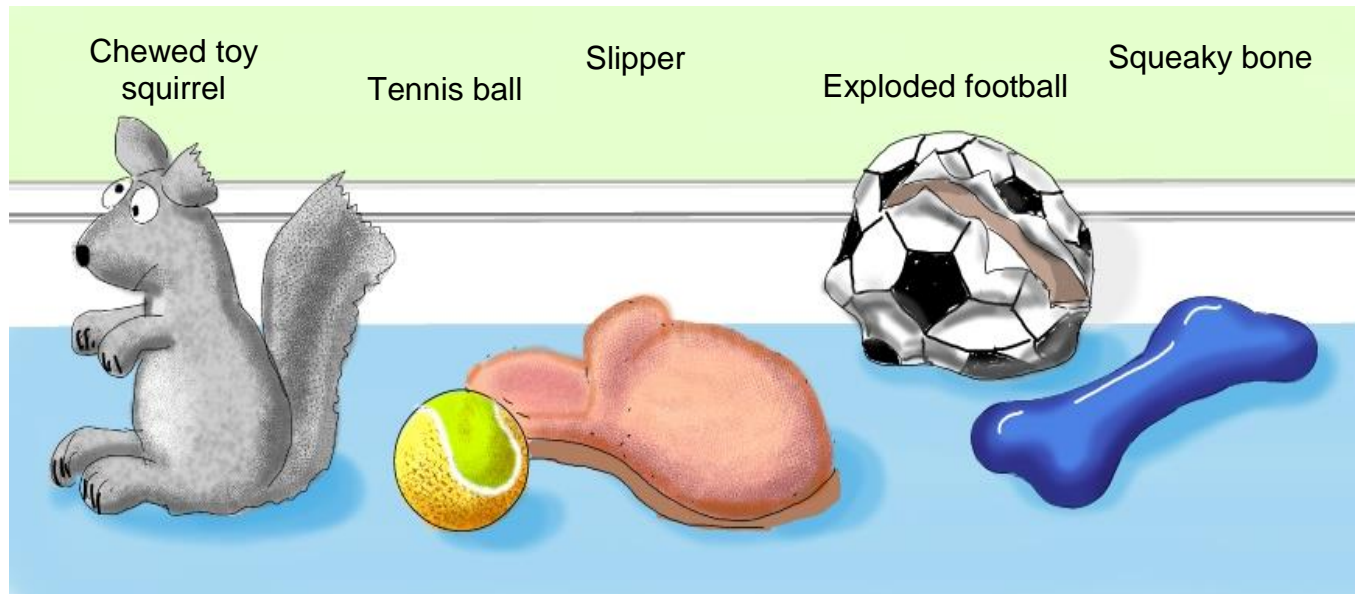
Dog safely illuminated on a night walk using Photo-fluorescent 'Flashoband' night wear.


Sunday	Monday	Tuesday	Wednesday	Thursday	Friday	Saturday
1	2	3	4	5	6	7
8	9	10	11	12	13	14 Full moon 
15	16	17	18	19	20	21
22	23	24	25	26	27	28
29	30					

# October

## Section 10 – Essential Equipment

A wide range of accessories are available to improve the wellbeing of your dog. In addition to human operated general maintenance tools, your dog requires access at all times to the following items. These should be stored in a readily accessible place, preferably in the form of a pile or 'dog-drift' behind a door, or other well-used walkway:



Sunday	Monday	Tuesday	Wednesday	Thursday	Friday	Saturday
		1	2	3	4	5
6	7	8	9	10	11	12
13 Full moon 	14	15	16	17	18	19
20	21	22	23	24	25	26
27 British Summertime ends	28	29	30	31		


# November

## Section 11 – Multiple Dog Ownership

When purchasing multiple dogs, it is important to ensure compatibility before operating together. The following information must be also be noted:

- Noise levels emitted by dogs is proportional to the square of the number of dogs present.
- In the event of single dog software malfunction, it is likely that all dogs will be affected.
- Do not exceed the maximum recommended number of dogs installed in an overnight storage unit.



Sunday	Monday	Tuesday	Wednesday	Thursday	Friday	Saturday
					1	2
3	4	5	6	7	8	9
10	11	12 Full moon 	13	14	15	16
17	18	19	20	21	22	23
24	25	26	27	28	29	30

# December

## Section 12 – Fault Diagnosis



In the event of dog malfunction, the following list of common faults should be checked before making a warranty claim:

Fault	Remedy
Difficulty refuelling – refuelling nozzle blocked / slow filling.	Remove tennis ball from nozzle.
Strong burning smell when dog is in the 'Off' mode.	Move dog further away from fire.
Dog inverted.	This is normal when in the 'Off' setting.
Dog remains in standby mode, and will not leave sofa.	Postpone walk until rain has stopped.
Dog remains at 'maximum' setting and will not shut down.	Check fuel grade. Reduce calorific content.
Dog frozen in sitting position.	Hide food. Re-boot software with 'No' command.

Sunday	Monday	Tuesday	Wednesday	Thursday	Friday	Saturday
1	2	3	4	5	6	7
8	9	10	11	12 Full moon 	13	14
15	16	17	18	19	20	21
22 Shortest day	23	24	25 UK Bank Holiday	26 UK Bank Holiday	27	28
29	30	31				